

# YTL HOSPITALITY REIT



Fourth Quarter FY2021 Financial Results

30 July 2021

## FINANCIAL

## HIGHLIGHTS

- Income available for distribution of RM17.7 million for 4Q FY2021
- Income available for distribution of RM36.7 million for 2H FY2021, +7.0% compared to 1H FY2021
- 2.3531 sen distribution per unit (“DPU”) declared for 2H FY2021

## CAPITAL

## MANAGEMENT

- Average interest rates for the quarter
  - Borrowings in Ringgit Malaysia : 4.2%
  - Borrowings in Australian Dollar (AUD) : 2.0%
  - Borrowings in Japanese Yen : 0.8%
- Debt headroom of ~RM2,056 million for acquisitions (based on temporary 60% leverage limit permitted until Dec 2022 due to the COVID-19 pandemic)

## PORTFOLIO

## MANAGEMENT

- Properties in Malaysia and Japan under master leases
- 4Q FY2021 and FY2021 average occupancy rate for properties in Australia: 53.5% and 53.3% respectively
- 4Q FY2021 and FY2021 ADR for properties in Australia: AUD 161 and AUD 140 respectively. FY2021 ADR was 42.9% lower as compared to FY2020 ADR of AUD 245
- 4Q FY2021 and FY2021 RevPAR for properties in Australia: AUD 86 and AUD 75 respectively. FY2021 RevPAR was 58.1% lower as compared to FY2020 RevPAR of AUD 179
- Melbourne Marriott Renovation Capex (Planned): AUD3 million



A photograph of a traditional-style interior, likely a resort room. The room features a balcony with a wooden railing and a view of a lush green landscape. The interior has a wooden ceiling with decorative elements and a large window with a view of the outdoors. The room is furnished with a lounge chair and a small table. The overall atmosphere is warm and inviting.

1

# Financial performance 4Q & 2H FY2021

# FINANCIAL PERFORMANCE: 4Q FY2021

## YTL HOSPITALITY REIT

	4Q FY2021	4Q FY2020	Change
<b>Total Revenue</b>	<b>89.4</b>	<b>69.8</b>	<b>+ 28.1%</b>
- Hotel Revenue (Management Contracts)	45.7	27.3	+ 67.5% <sup>(1)</sup>
- Lease Rental (Master Leases)	43.7 <sup>(2)</sup>	42.5	+ 2.9%
<b>Net Property Income (NPI)</b>	<b>54.7</b>	<b>44.3</b>	<b>+ 23.6%</b>
- Management Contracts	13.5	4.6	+ 193.3% <sup>(1)</sup>
- Master Leases	41.2 <sup>(2)</sup>	39.7	+ 3.8%
<b>Income available for distribution</b>	<b>17.7</b>	<b>27.0</b>	<b>(34.6%)</b>

**Notes:**

(1) Increased mainly due to the government isolation group business and JobKeeper programme.

(2) MFRS16 Leases recognises the lease income on a straight line basis over the tenure of the lease notwithstanding the rental variations.

All figures in RM million unless indicated otherwise.

# FINANCIAL PERFORMANCE: 2H FY2021

## YTL HOSPITALITY REIT

1 January - 30 June	2H FY2021	2H FY2020	Change
<b>Total Revenue</b>	<b>168.4</b>	<b>174.6</b>	<b>(3.5%)</b>
- Hotel Revenue (Management Contracts)	80.9	90.0	(10.1%) <sup>(1)</sup>
- Lease Rental (Master Leases)	87.5 <sup>(2)</sup>	84.6	+ 3.4%
<b>Net Property Income (NPI)</b>	<b>103.1</b>	<b>101.4</b>	<b>+ 1.7%</b>
- Management Contracts	21.0	22.6	(6.9%) <sup>(1)</sup>
- Master Leases	82.1 <sup>(2)</sup>	78.9	+ 4.1%
<b>Income available for distribution</b>	<b>36.7</b>	<b>61.1</b>	<b>(39.9%)</b>
Income distribution	40.1	48.4	(17.1%)
- from current period	36.7	48.4	(24.2%)
- from others	3.4	0.0	N.A.
<b>Distribution per unit (DPU) (sen)</b>	<b>2.3531</b>	<b>2.8373</b>	<b>(17.1%)</b>

**Notes:**

(1) Decreased mainly due to the impact of COVID-19 pandemic since February 2020.

(2) MFRS16 Leases recognises the lease income on a straight line basis over the tenure of the lease notwithstanding the rental variations.

All figures in RM million unless indicated otherwise.



# STATEMENT OF FINANCIAL POSITION

# YTL HOSPITALITY REIT

RM ('000)	As at 30 June 2021 (Unaudited)	As at 30 June 2020 (Audited)	Change
Investment properties	2,772,788	2,747,190	+ 0.9%
Property, plant and equipment	1,928,046	1,750,176	+ 10.2% <sup>(1)</sup>
Cash & cash equivalents	106,702	145,908	(26.9%)
Other assets	64,338	50,262	+ 28.0%
<b>Total Assets</b>	<b>4,871,874</b>	<b>4,693,536</b>	<b>+ 3.8%</b>
Borrowings	2,085,260	2,036,559	+ 2.4%
Other liabilities	81,295	101,078	(19.6%) <sup>(2)</sup>
<b>Total Liabilities</b>	<b>2,166,555</b>	<b>2,137,637</b>	<b>+ 1.4%</b>
<b>Net Asset Value (NAV)</b>	<b>2,705,319<sup>(3)</sup></b>	<b>2,555,899</b>	<b>+ 5.8%</b>
Number of units in circulation ('000)	1,704,389	1,704,389	-
NAV per unit (RM)	1.587 <sup>(3)</sup>	1.500	+ 5.8%

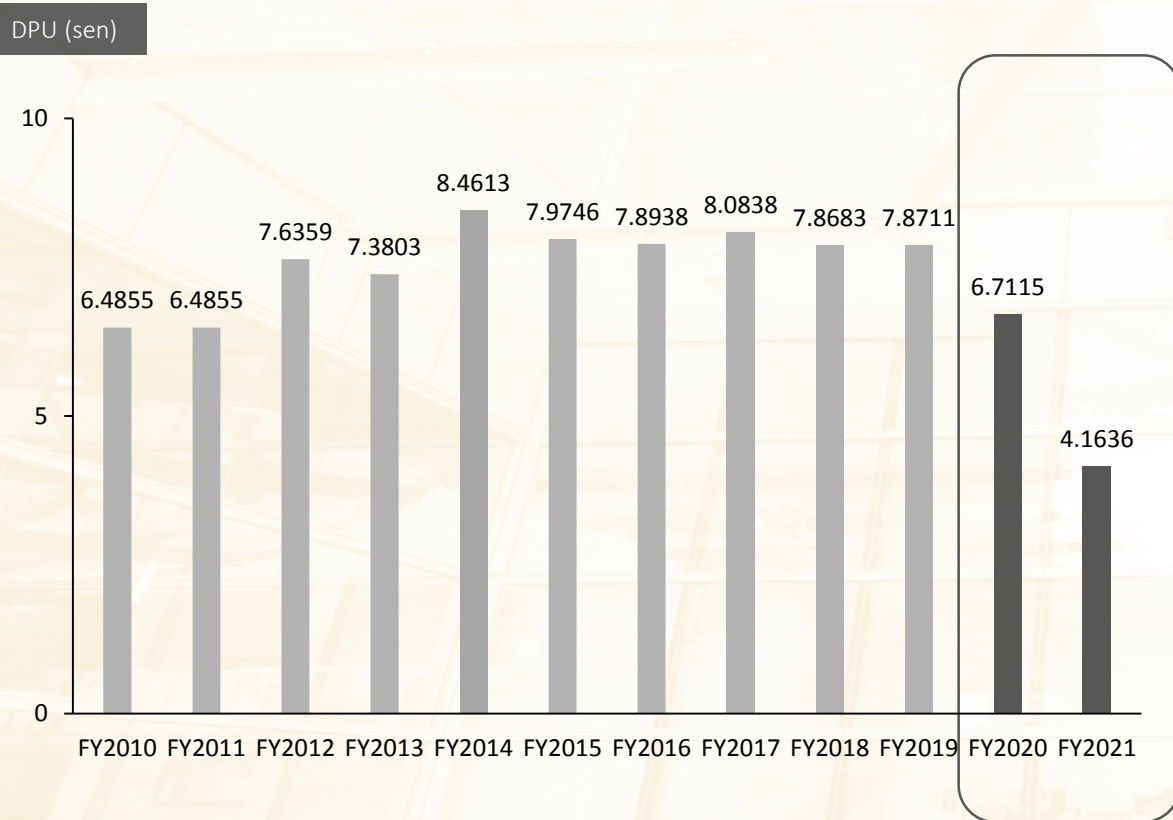
**Notes:**

(1) Increased due to the revaluation of properties in Australia..

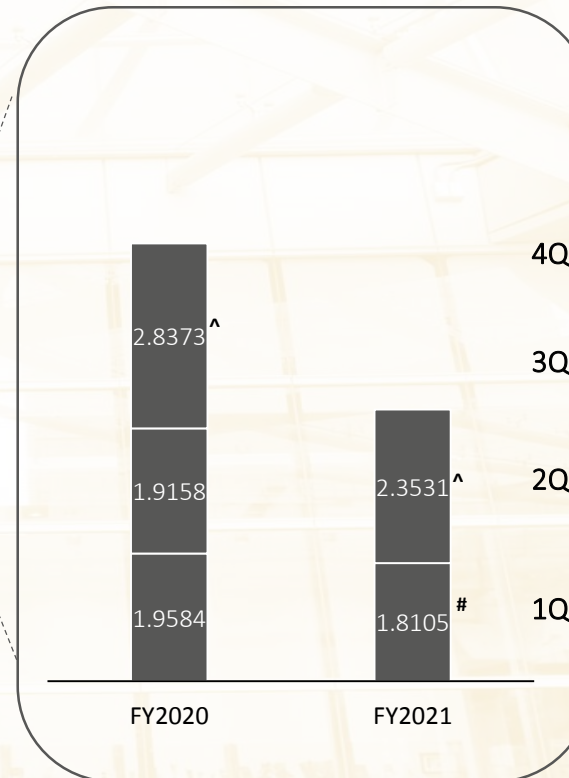
(2) Decreased mainly due to (i) reduced income distribution declared and (ii) lower withholding tax payable on distribution income from Australia for the current financial year .

(3) After total income distribution of RM71.0 million in respect of FY2021.

## Total DPU



## Quarterly Breakdown



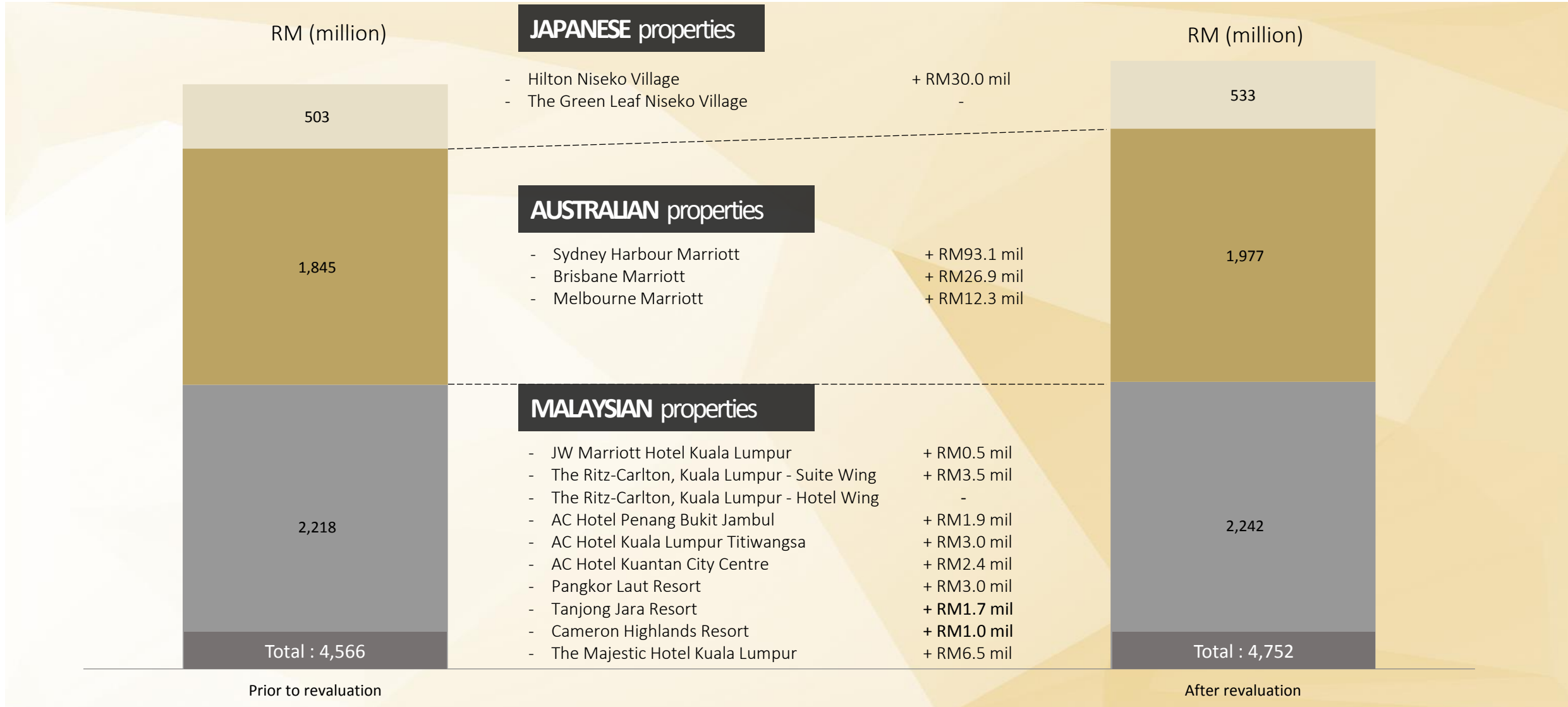
	Total Distributions*	
	FY2020	FY2021
<b>Cumulative</b>	114.4	71.0
<b>4Q</b>	48.4 <sup>^</sup>	40.1 <sup>^</sup>
<b>3Q</b>		
<b>2Q</b>	32.7	30.9 <sup>#</sup>
<b>1Q</b>	33.4	

\* In RM million

**Notes:**

1. Quarterly distributions commenced during the financial year ended 30 June 2014. Change of income distribution frequency from quarterly to semi-annually distributions effective the financial quarter ended 31 March 2020.
  2. DPUs subsequent to the issuance of 380,000,000 new placement units on 16 December 2016 are based on the enlarged number of units in issue.
- <sup>^</sup> Income distribution for 6 months period from 1 January to 30 June.  
<sup>#</sup> Income distribution for 6 months period from 1 July 2020 to 31 December 2020.

# REVALUATION SURPLUS OF **RM186 million** DURING 4Q FY2021

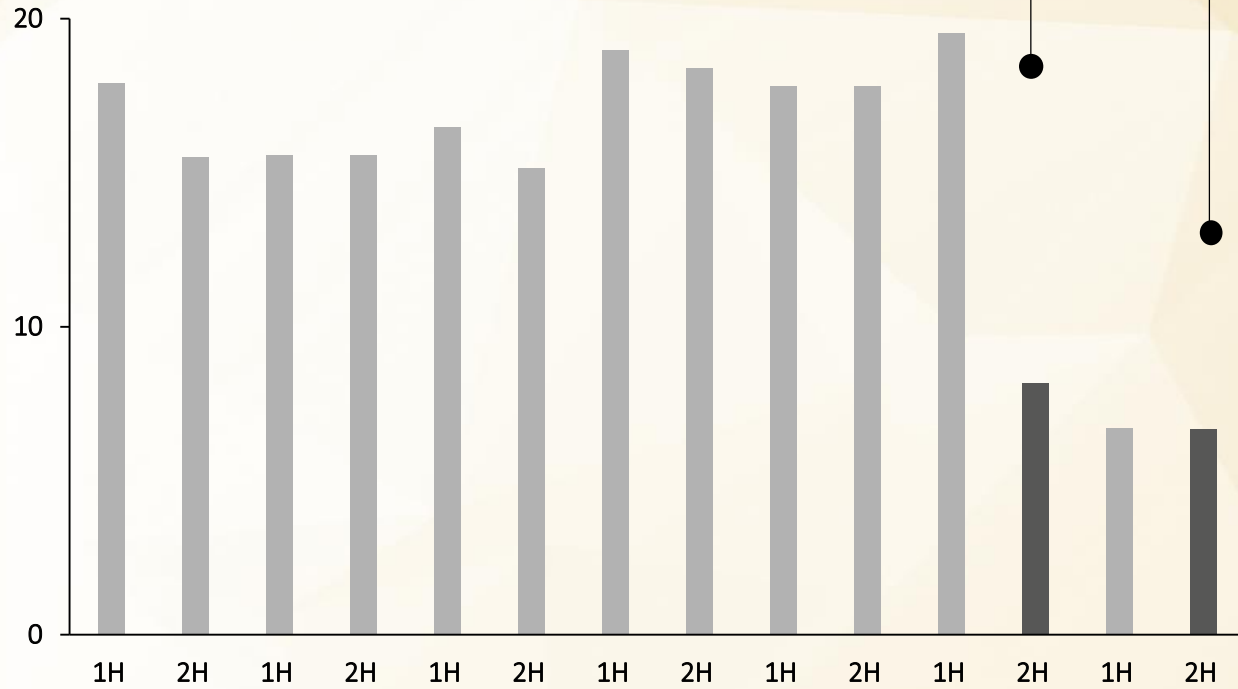




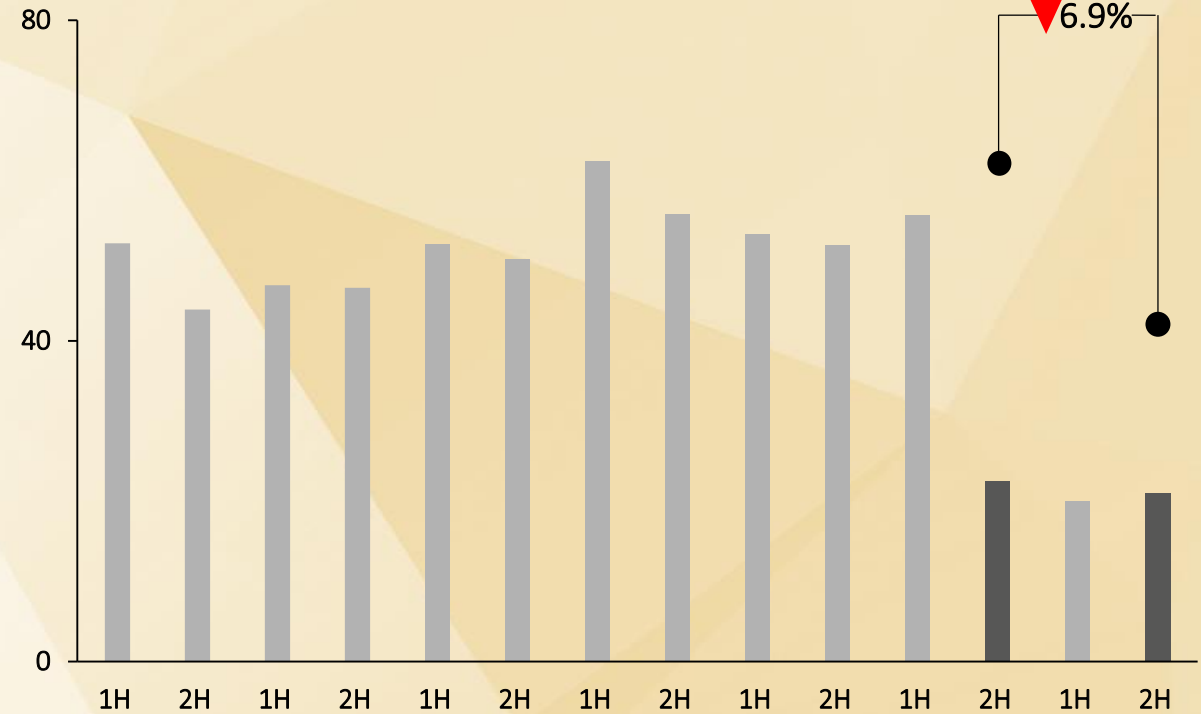
# NPI FOR AUSTRALIA IN AUD AND RM

NPI in RM impacted by the foreign exchange effects of the stronger AUD relative to RM

AUD (million)

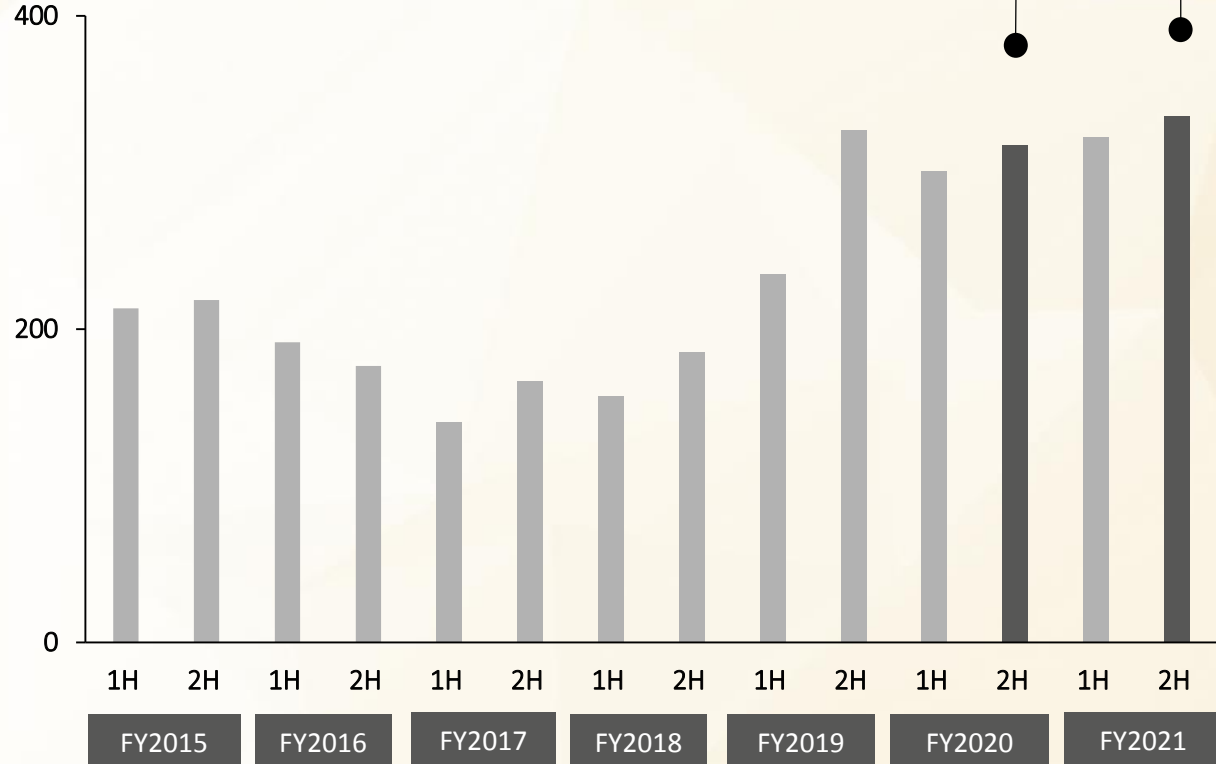


RM (million)

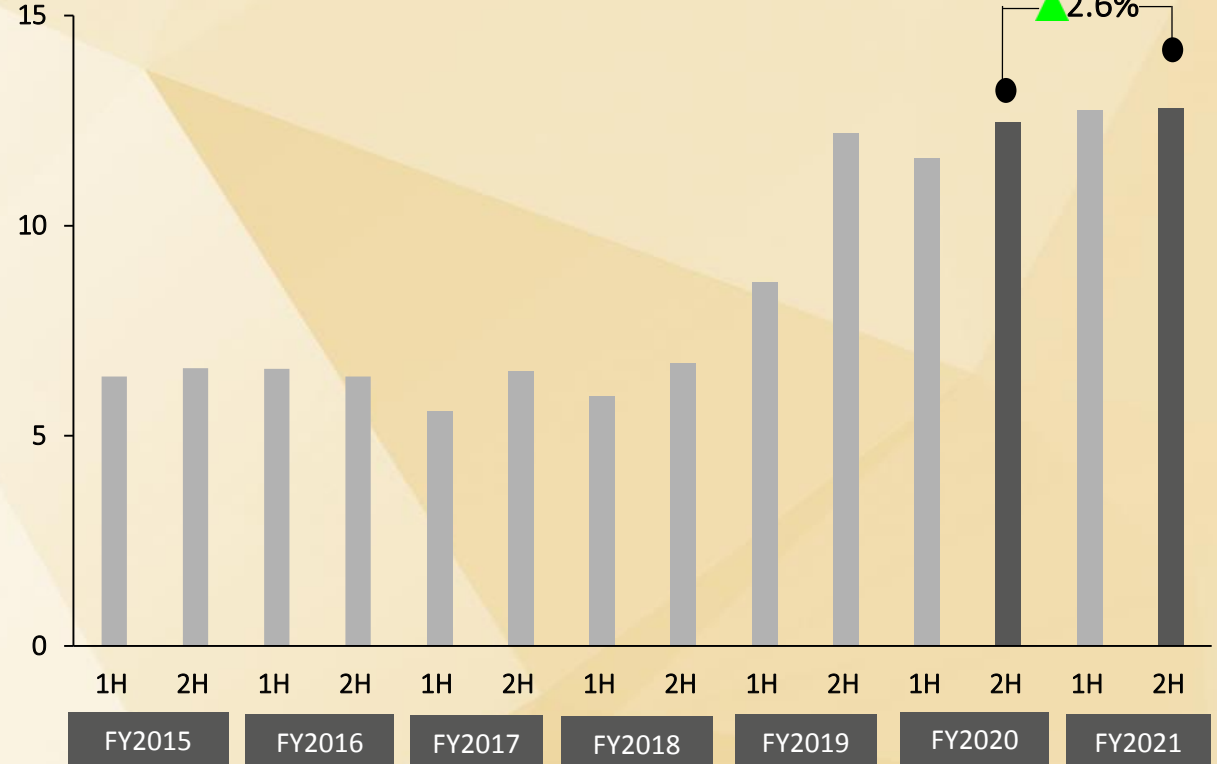


NPI in RM impacted by the foreign exchange effects of the weaker JPY relative to RM

JPY (million)

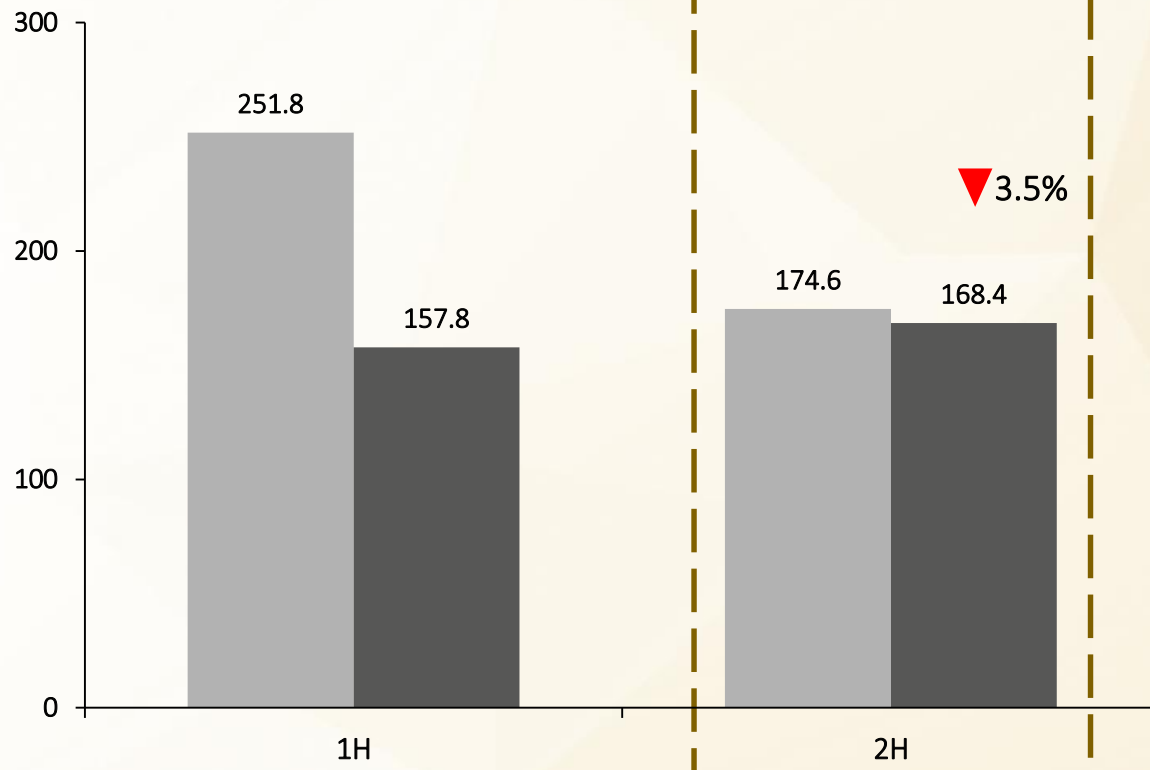


RM (million)



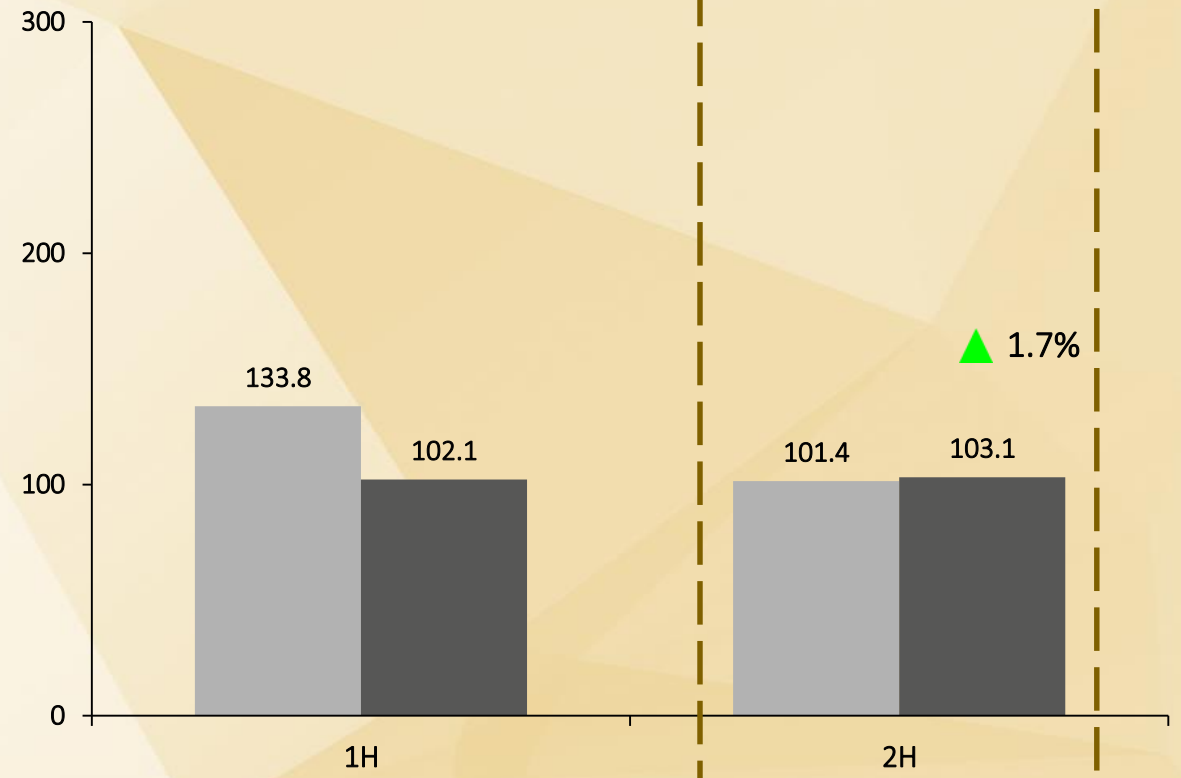
## TOTAL revenue

RM (million)



## NET property income

RM (million)

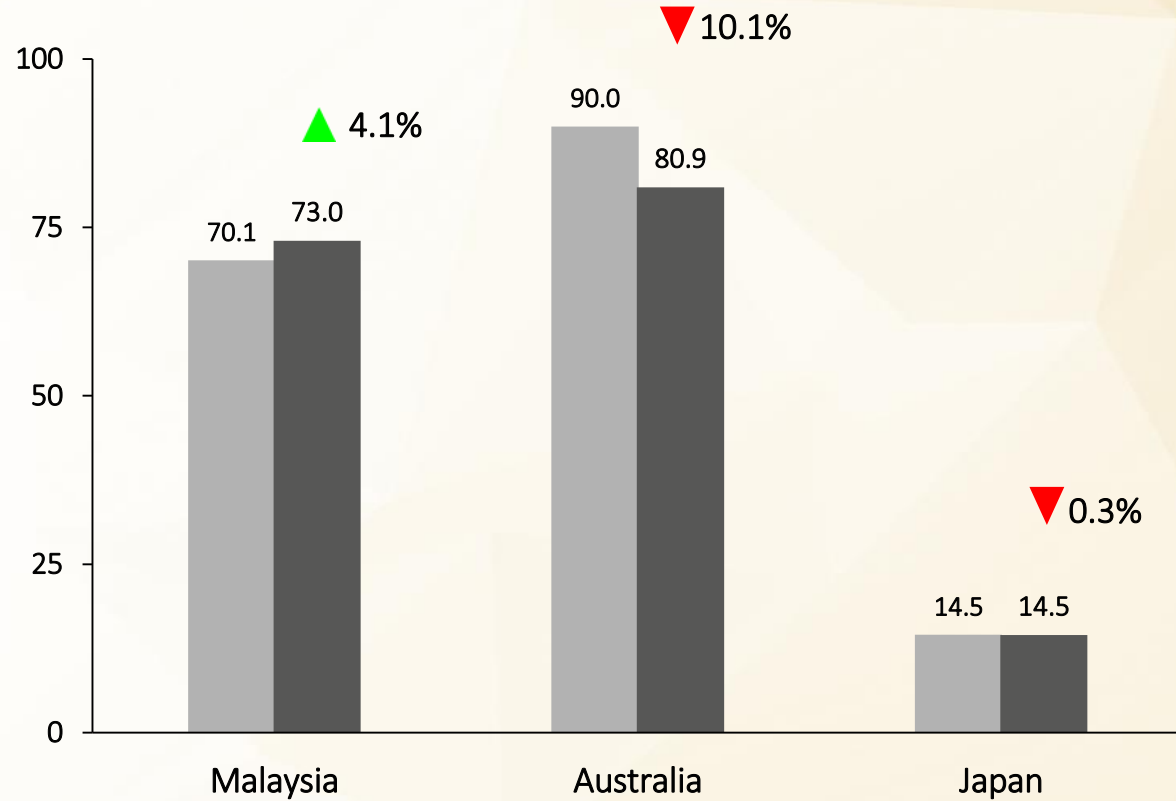


FY2020 FY2021



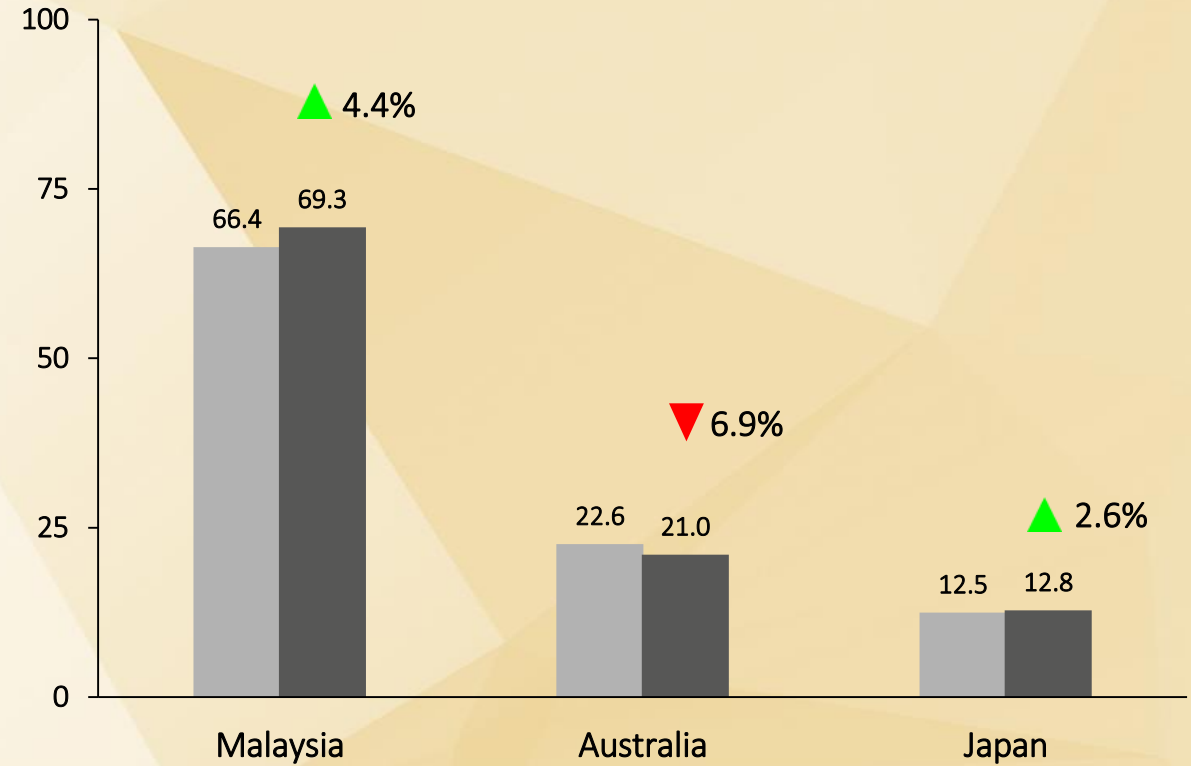
## TOTAL revenue

RM (million)



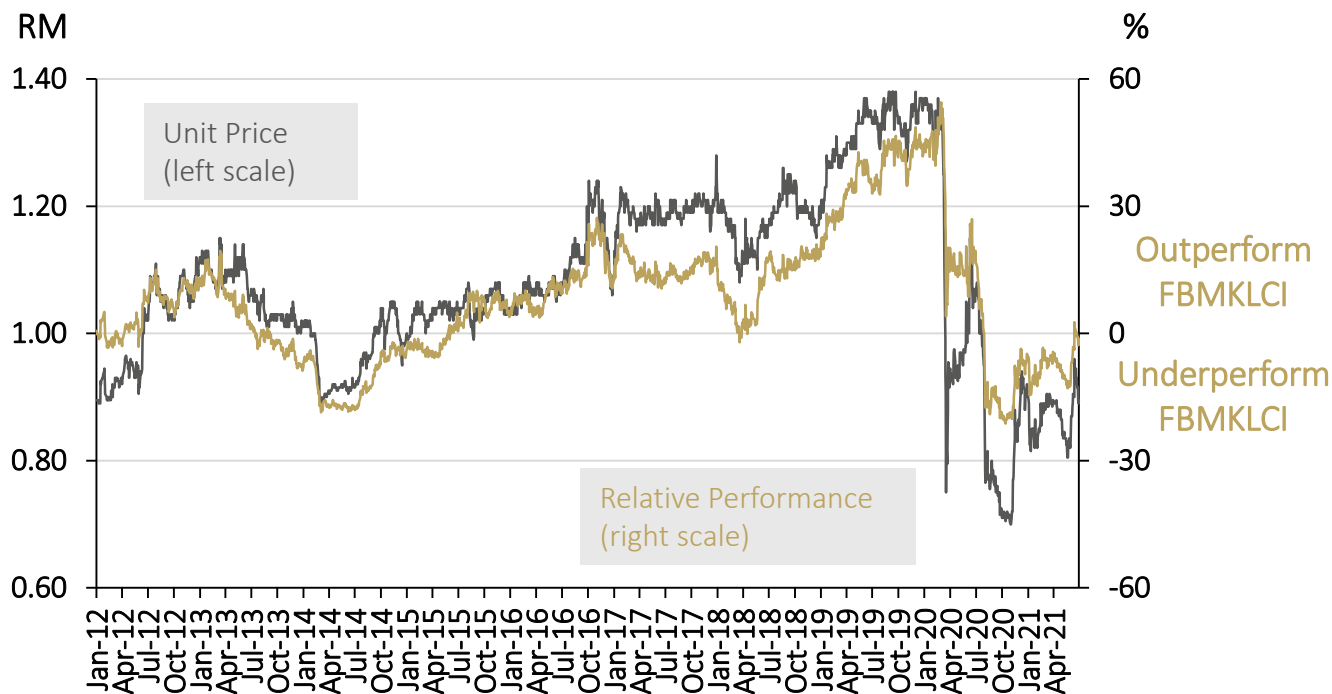
## NET property income

RM (million)

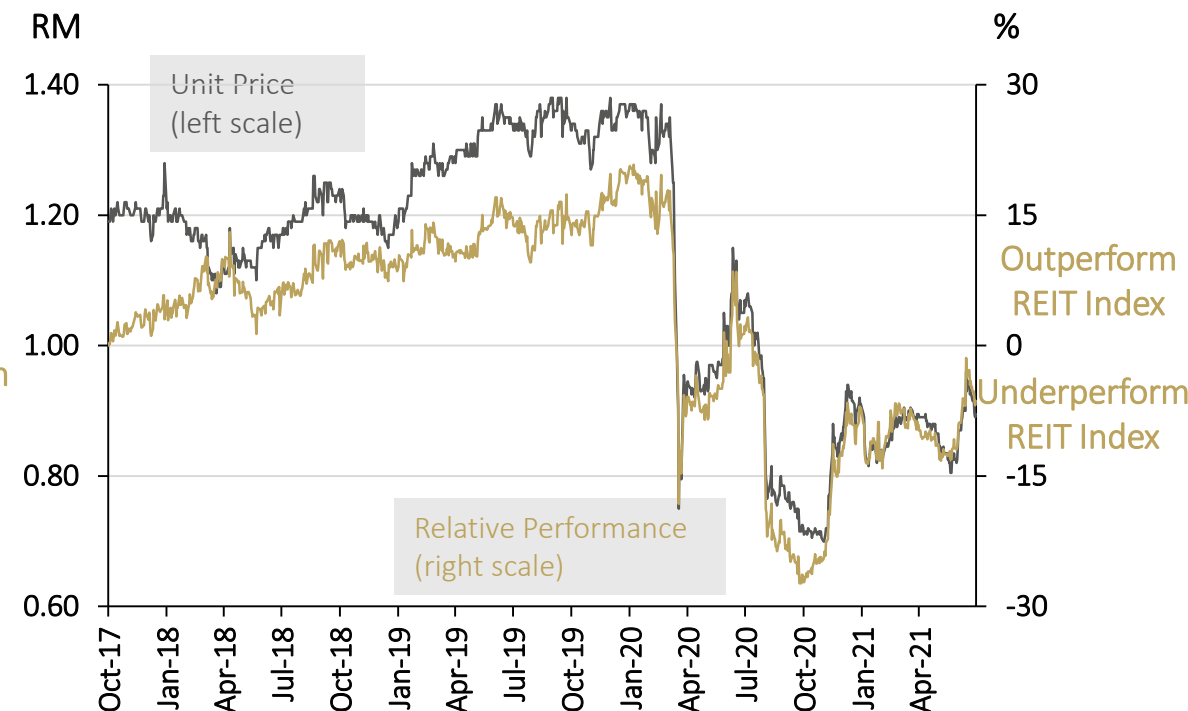


2H FY2020 2H FY2021

YTL Hospitality REIT's  
Unit Price Movement & Relative Performance to FBMKLCI  
(1 January 2012 to 30 June 2021)



YTL Hospitality REIT's  
Unit Price Movement & Relative Performance to REIT Index  
(1 October 2017 to 30 June 2021)



## TRADING STATISTIC

Closing price <sup>(1)</sup> RM0.90

Market Cap (RM) <sup>(1)</sup> RM1,525 mil

Units issued <sup>(1)</sup> 1,704,388,889

Average daily traded volume for 4Q FY2021 ('000 units) <sup>(2)</sup> 608.2

### Notes:

(1) As at 30 June 2021.

(2) For the quarter ended 30 June 2021.



2

## Financial performances: FY2021



1 July - 30 June	FY2021	FY2020	Change
<b>Total Revenue</b>	<b>326.3</b>	<b>426.4</b>	<b>(23.5%)</b>
- Hotel Revenue (Management Contracts)	151.1	257.6	(41.3%) <sup>(1)</sup>
- Lease Rental (Master Leases)	175.2 <sup>(2)</sup>	168.9	+ 3.7%
<b>Net Property Income (NPI)</b>	<b>205.3</b>	<b>235.2</b>	<b>(12.7%)</b>
- Management Contracts	41.1	78.3	(47.5%) <sup>(1)</sup>
- Master Leases	164.2 <sup>(2)</sup>	156.9	+ 4.6%
<b>Income available for distribution</b>	<b>71.0</b>	<b>127.1</b>	<b>(44.2%)</b>
Income distribution	71.0	114.4	(38.0%)
- from current year	71.0	114.4	(38.0%)
<b>Distribution per unit (DPU) (sen)</b>	<b>4.1636</b>	<b>6.7115</b>	<b>(38.0%)</b>
Payout ratio (%)	100.0	90.0	+ 10.0 pp*

\* pp = change in percentage points

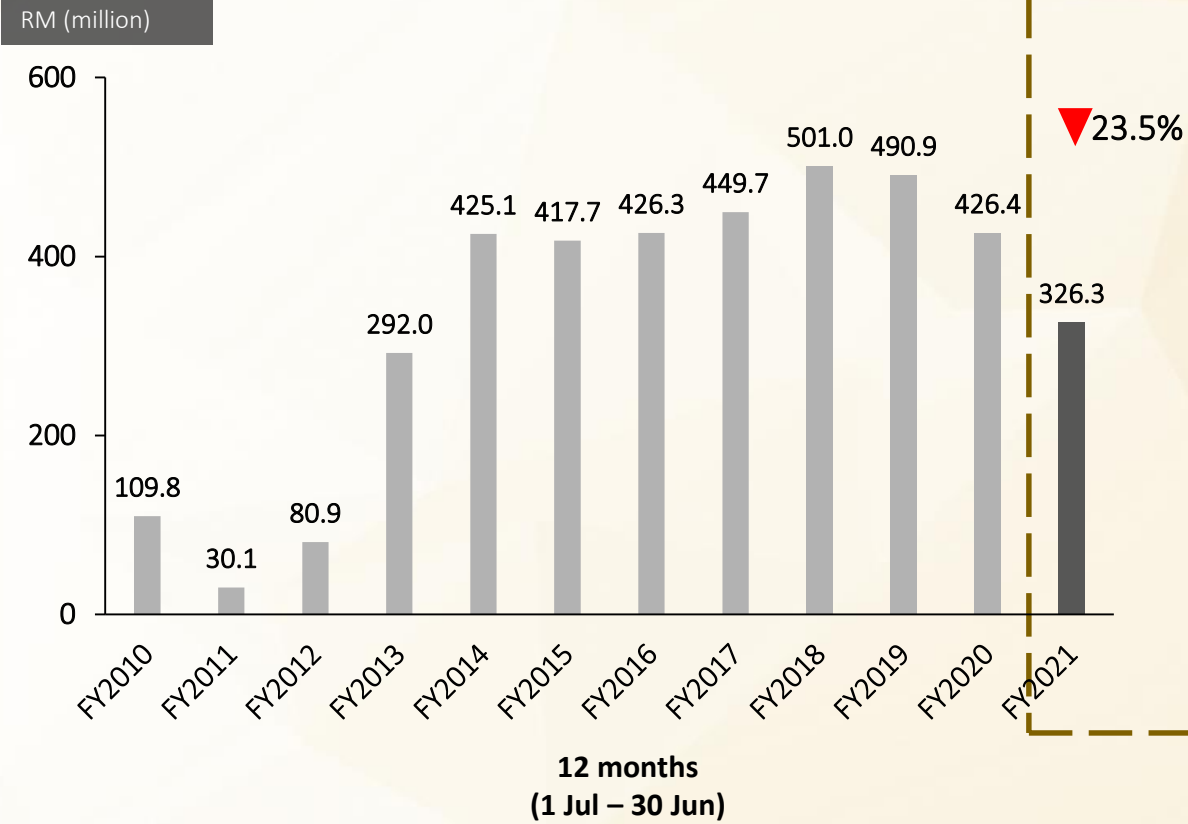
**Notes:**

(1) Decreased mainly due to the impact of COVID-19 pandemic since February 2020.

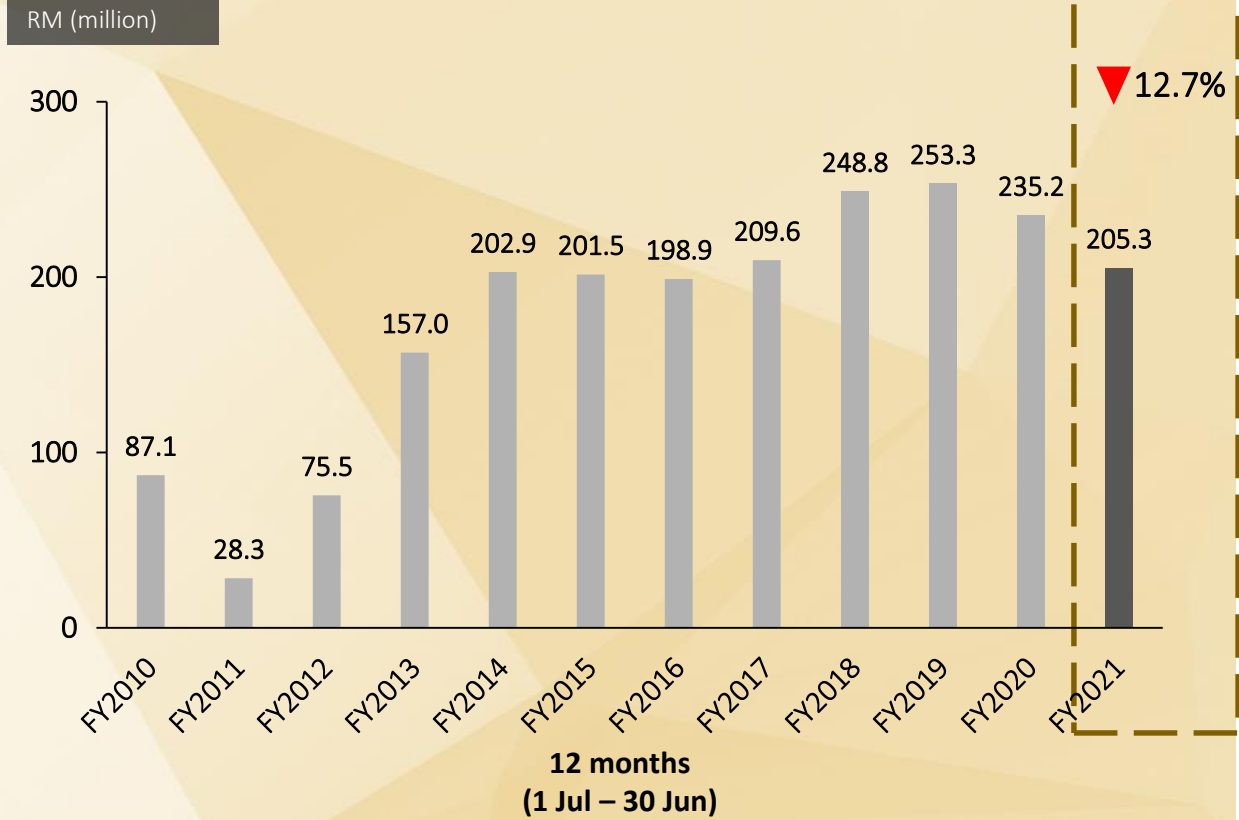
(2) MFRS16 Leases recognises the lease income on a straight line basis over the tenure of the lease notwithstanding the rental variations.

All figures in RM million unless indicated otherwise.

## TOTAL revenue

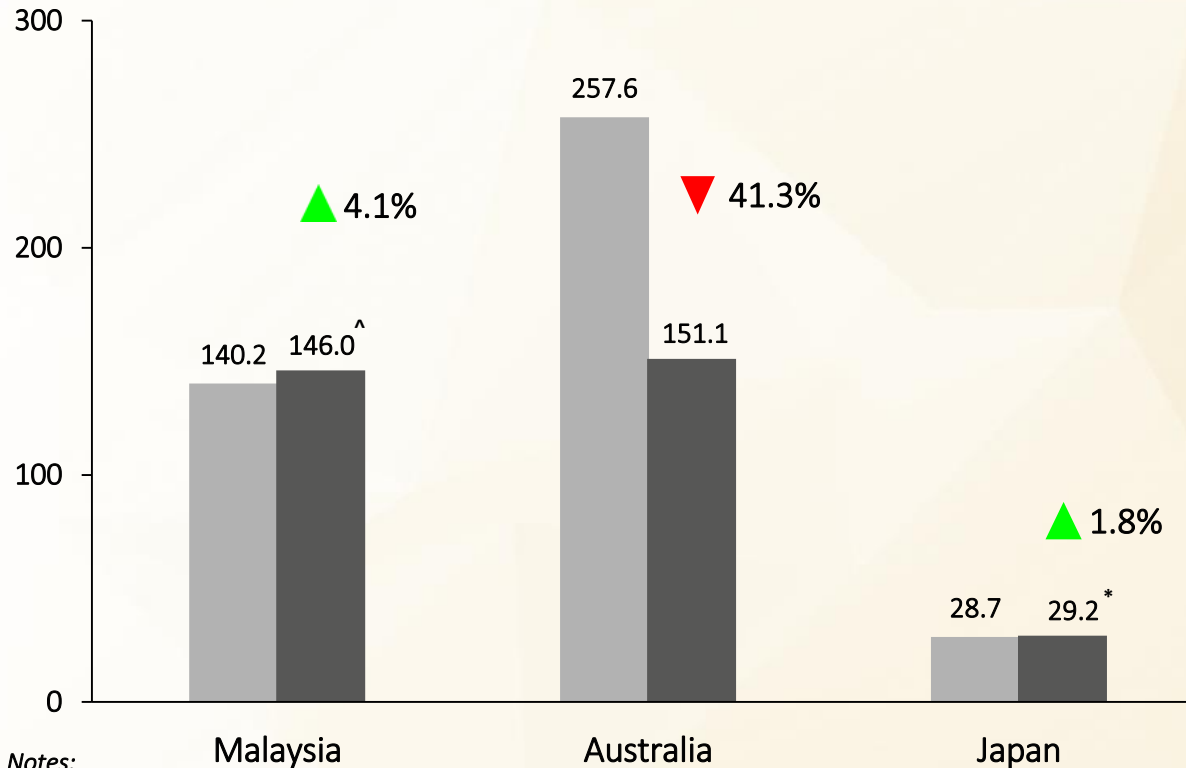


## NET property income



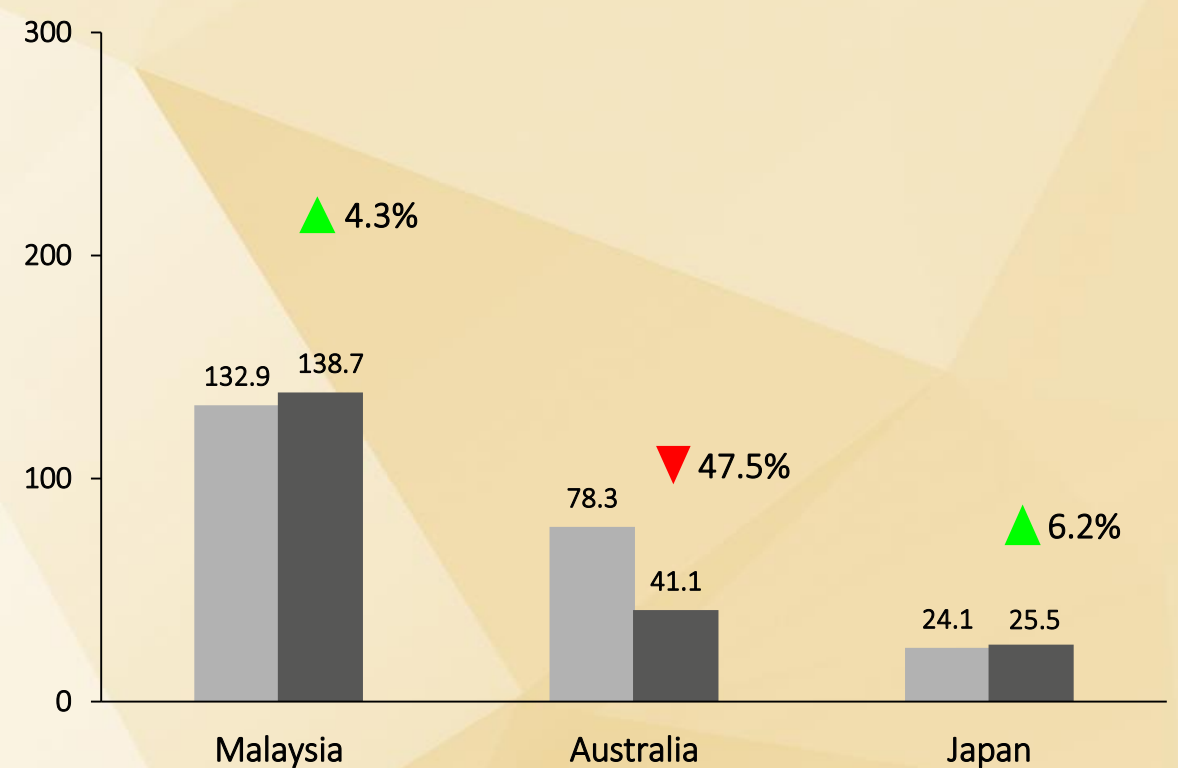
## TOTAL revenue

RM (million)



## NET property income

RM (million)



Notes:

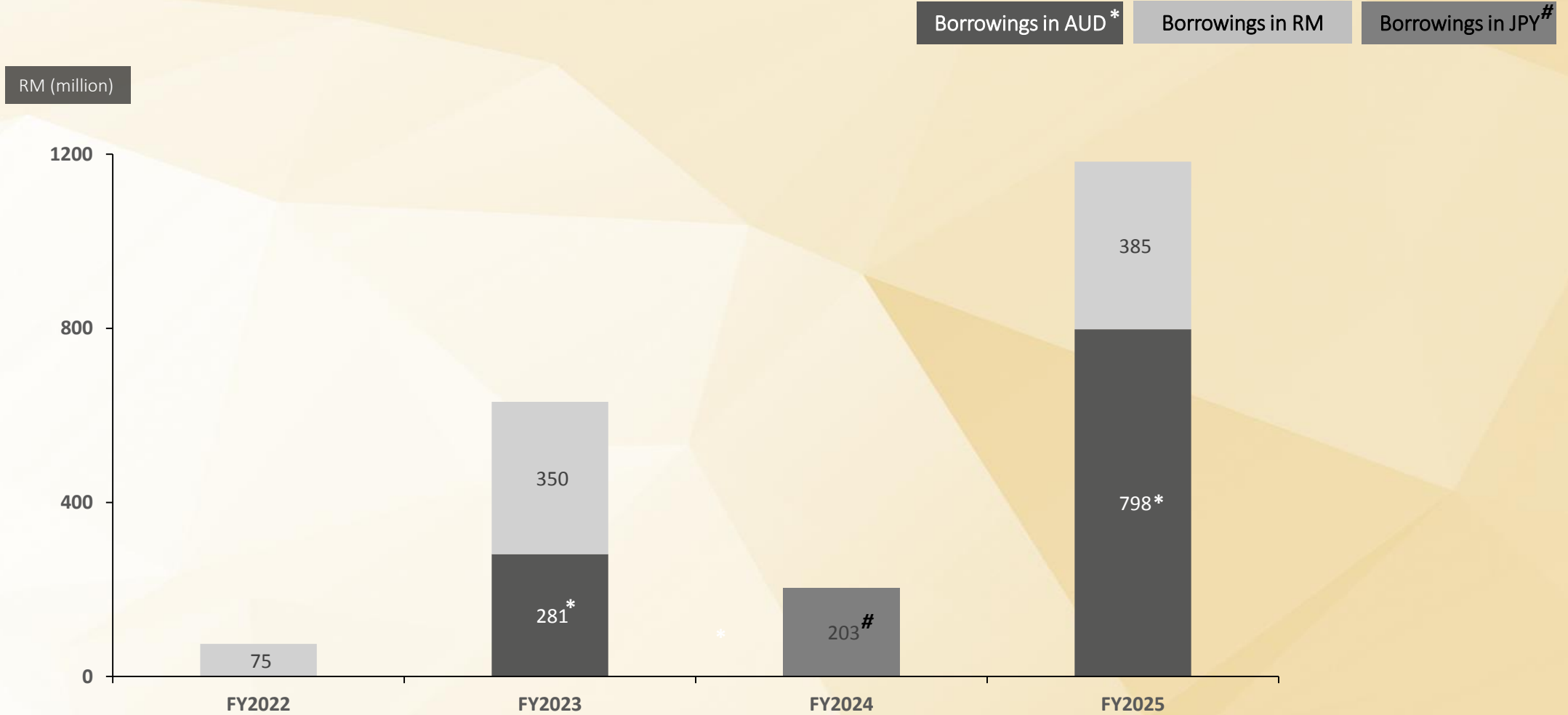
<sup>^</sup> Includes accrued lease income of RM74.908 million pursuant to rental variations.

<sup>\*</sup> Includes accrued lease income of RM8.793 million pursuant to rental variations.



# 3

## Capital management



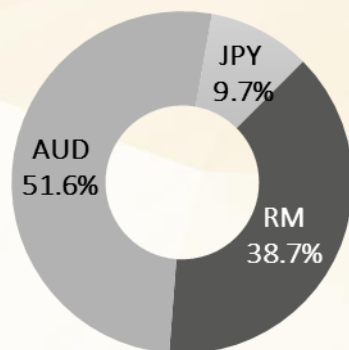
**Notes:**

^ Excluding the effects of capitalised transaction costs.


\* RM equivalent based on the exchange rate of A\$1.00: RM3.1252 as at 30 June 2021.

# RM equivalent based on the exchange rate of JPY100: RM3.7600 as at 30 June 2021.

## CURRENCY



## INTEREST RATE



	30 June 2021	31 March 2021	Change
Borrowings <sup>^</sup> (RM'000)	2,091,883	2,104,401	(0.6%)
Total Asset Value (RM'000)	4,871,874	4,760,033	+ 2.3%
Gearing (%)	42.9%	44.2%	(1.3 pp)
Average Interest Rates (%) *			
- Borrowings in Ringgit Malaysia	4.2%	4.2%	-
- Borrowings in Australian Dollar	2.0%	2.0%	-
- Borrowings in Japanese Yen	0.8%	0.8%	-
Interest Cover * <sup>#</sup>	3.6 x	3.3 x	0.4 x

**Notes:**

\* For the respective Quarter.

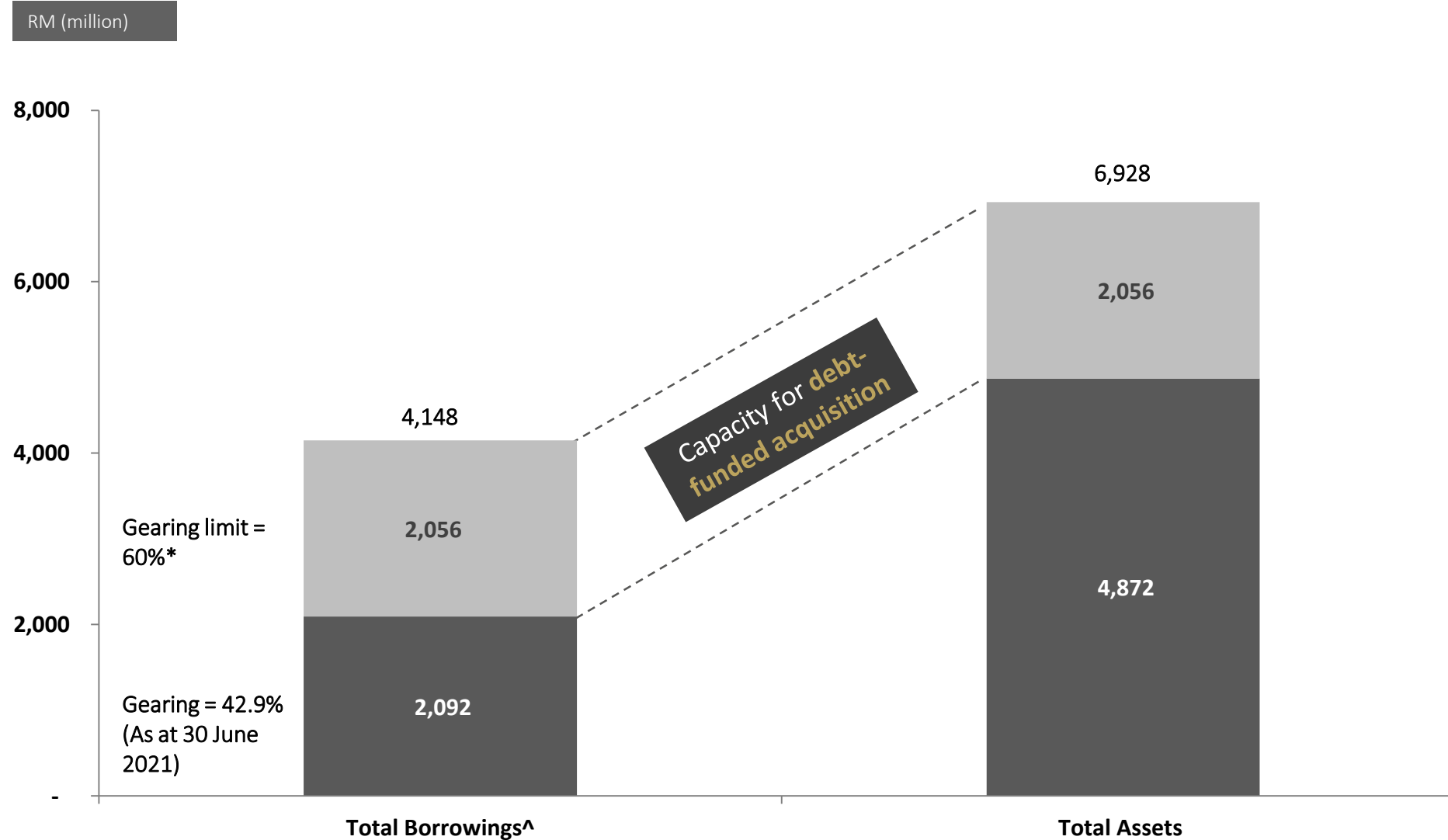
<sup>^</sup> Excluding the effects of capitalised transaction costs.

<sup>#</sup> Computed as NPI / Finance Cost

<sup>α</sup> Denominated in RM.

<sup>β</sup> 51.6% denominated in AUD, 9.7% denominated in JPY and 18.4% denominated in RM.

# DEBT HEADROOM OF ~RM2,056 million FOR ACQUISITIONS



Notes:

<sup>^</sup> Excluding the effects of capitalised transaction costs.

\* SC granted temporary increase in gearing limit from 50% to 60% until 31 December 2022.



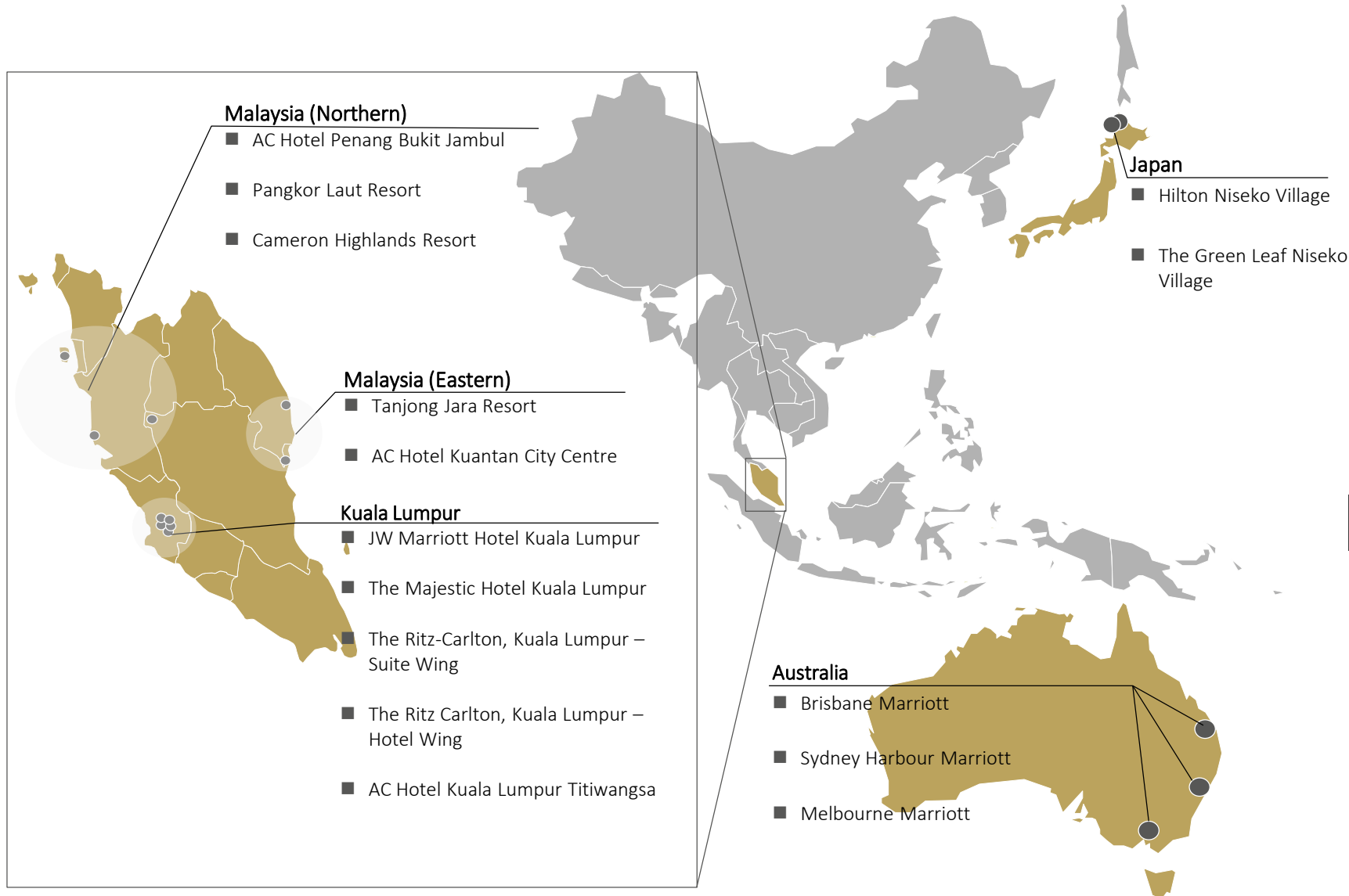


4

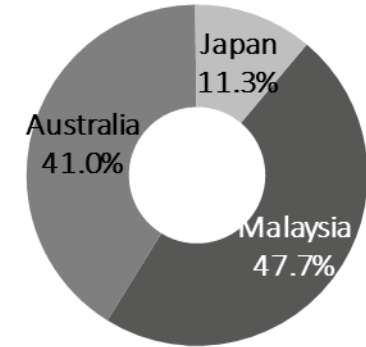
## Asset management

# LUXURY HOTELS & SERVICED RESIDENCES IN 3 COUNTRIES

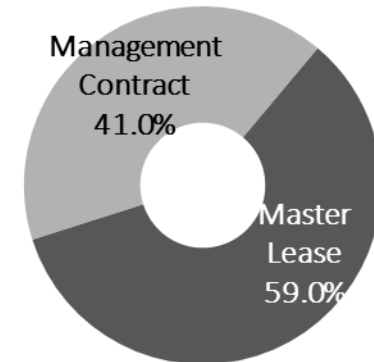
# YTL HOSPITALITY REIT



**ASSET breakdown (by Country)<sup>(1)</sup>**



**ASSET breakdown (by Contract Type)<sup>(1)</sup>**



**Note:**  
 (1) Based on investment properties and property, plant & equipment as at 30 June 2021.

Property	No. of Rooms	Year Acquired	Purchase Price (million)	Annual Lease Rental <sup>(1)</sup> (RM million)	Valuation (million)		Changes since acquisition
					FY2020	FY2021 <sup>(2)</sup>	
<b>Malaysia</b>			<b>RM</b>		<b>RM</b>	<b>RM</b>	
JW Marriott Hotel Kuala Lumpur	578	2005	331.0	14.85	523.0	523.5	+58.1%
The Ritz-Carlton, Kuala Lumpur - Suite Wing	114	2007 & 2011	198.0	8.19	313.0	316.5	+59.8%
The Ritz-Carlton, Kuala Lumpur - Hotel Wing	251	2011	250.0	10.81	360.0	360.0	+44.0%
AC Hotel Penang Bukit Jambul	427	2011	100.0	4.31	121.0	122.9	+22.9%
AC Hotel Kuala Lumpur Titiwangsa	364	2011	100.0	4.31	139.0	142.0	+42.0%
AC Hotel Kuantan City Centre	215	2011	75.0	3.15	90.0	92.4	+23.2%
Pangkor Laut Resort	97	2011	97.0	4.41	119.0	122.0	+25.8%
Tanjong Jara Resort	100	2011	87.0	3.68	103.0	104.7	+20.3%
Cameron Highlands Resort	56	2011	50.0	2.10	60.0	61.0	+22.0%
The Majestic Hotel Kuala Lumpur	300	2017	380.0	13.30	390.0	396.5	+4.3%
<b>Total Malaysia</b>	<b>2,502</b>		<b>1,668.0</b>	<b>69.10</b>	<b>2,218.0</b>	<b>2,241.5</b>	<b>+34.4%</b>
<b>Japan</b>			<b>JPY</b>		<b>JPY</b>	<b>JPY</b>	
Hilton Niseko Village	506	2011	6,000.0	8.16 <sup>(3)</sup>	7,250.0	8,060.0	+34.3%
The Green Leaf Niseko Village	200	2018	6,000.0	11.84	6,070.0	6,070.0	+1.2%
<b>Total Japan</b>	<b>706</b>		<b>12,000.0</b>	<b>20.00</b>	<b>13,320.0</b>	<b>14,130.0</b>	<b>+17.8%</b>
<b>Australia</b>			<b>AUD</b>		<b>AUD</b>	<b>AUD</b>	
Sydney Harbour Marriott	595	2012	249.0	n.a.	445.0	460.0	+84.7%
Brisbane Marriott	267	2012	113.0	n.a.	80.0	85.0	(24.8%)
Melbourne Marriott	186	2012	53.0	n.a.	72.0	73.5	+38.7%
<b>Total Australia</b>	<b>1,048</b>		<b>415.0</b>		<b>597.0</b>	<b>618.5</b>	<b>+49.0%</b>
	<b>TOTAL</b>	<b>4,256</b>					

Notes:

(1) Derived by annualising the applicable monthly rental as at 30 June 2021.

(2) As at 31 May 2021.

(3) RM equivalent based on the exchange rate of JPY100:RM3.7600 as at 30 June 2021.

	FY2013	FY2014	FY2015	FY2016	FY2017	FY2018	FY2019	FY2020	FY2021
Malaysia	Under Master Leases								
Japan	Under Master Leases								
Australia	83.1% <sup>(1)</sup>	84.2%	84.4%	86.4%	86.9%	87.8%	84.9%	73.1% <sup>(2)</sup>	53.3% <sup>(2)</sup>

**Notes:**

(1) For 1 July 2012 to 30 June 2013 which includes certain pre-acquisition period as the properties were acquired on 29 November 2012.

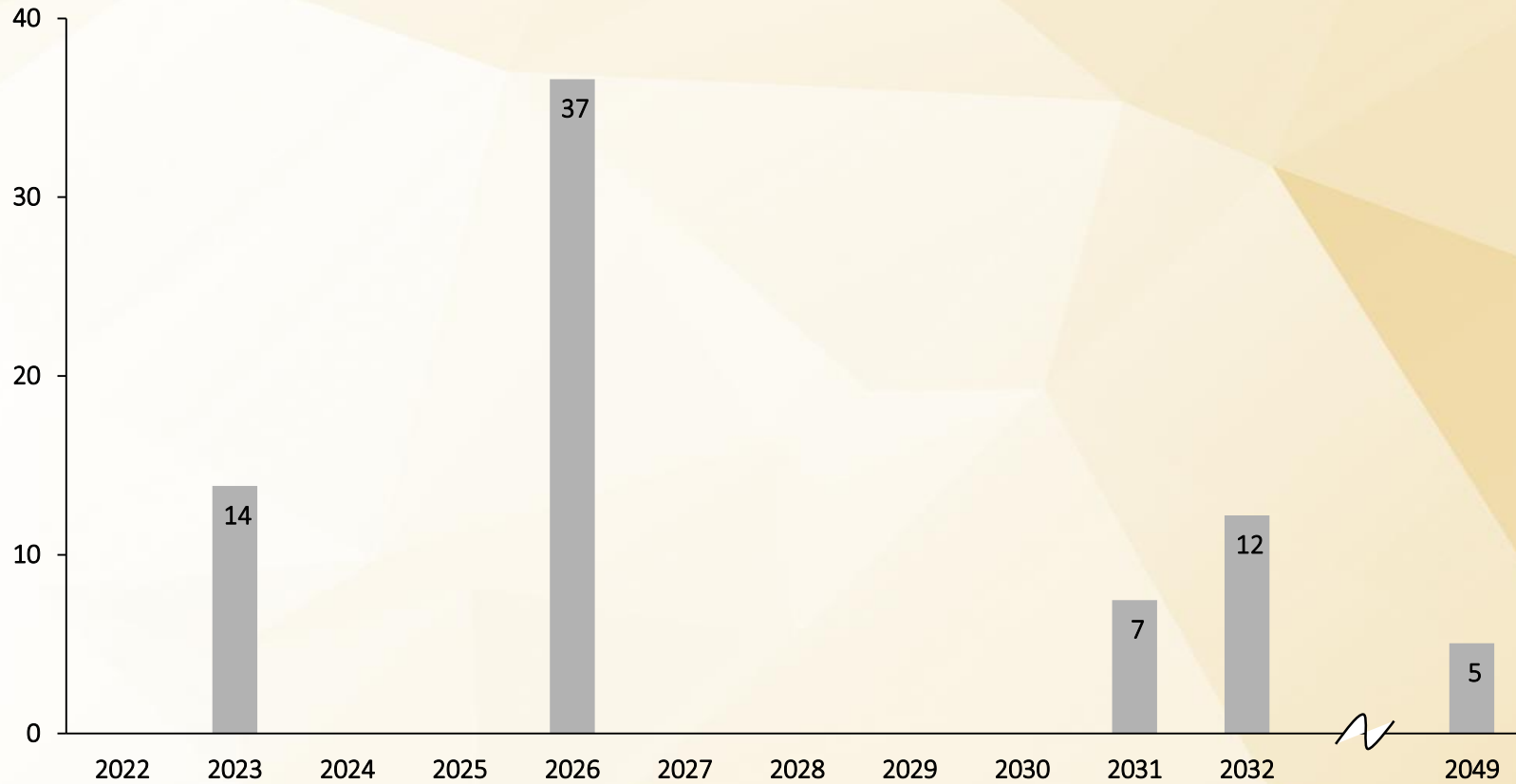
(2) Due to the impact of the COVID-19 pandemic.



**NET property income**  
**(% of total \*)**

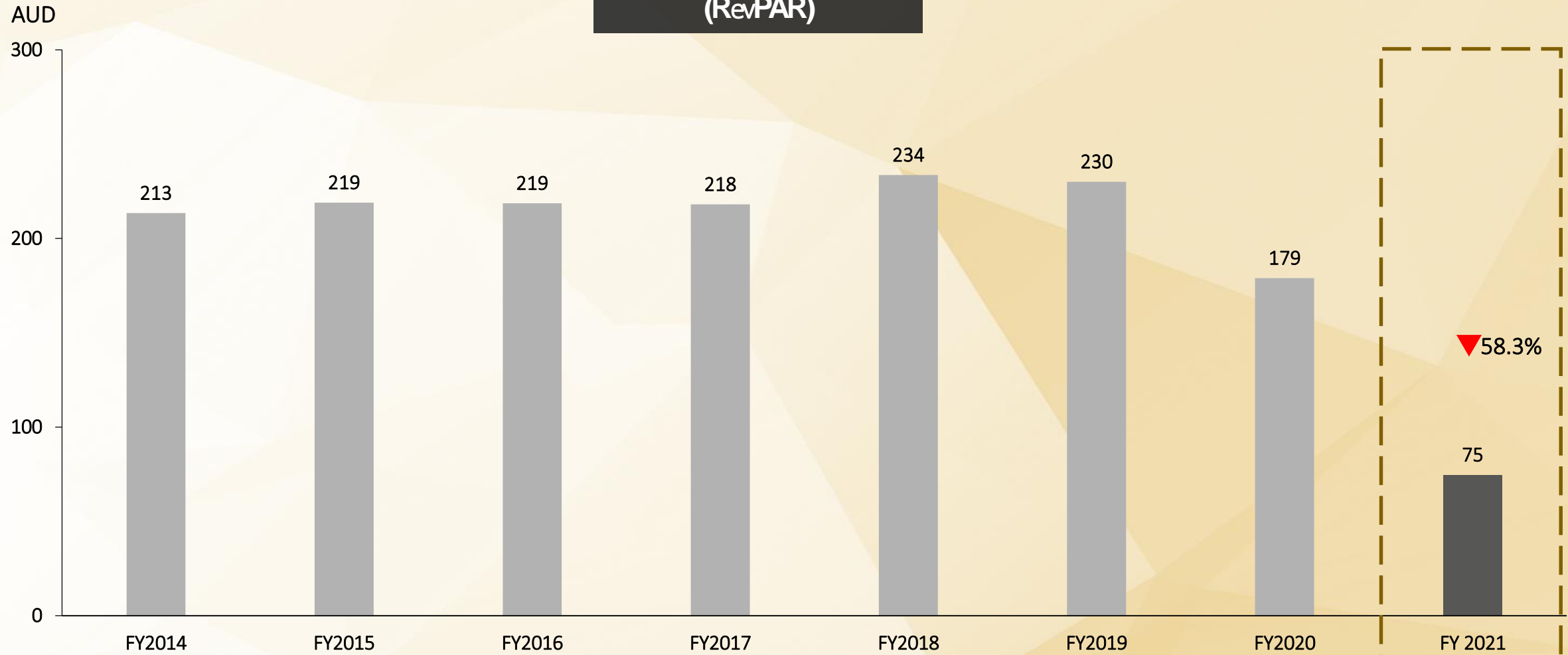
**Master leases**

**NET property income**  
**(% of total \*)**

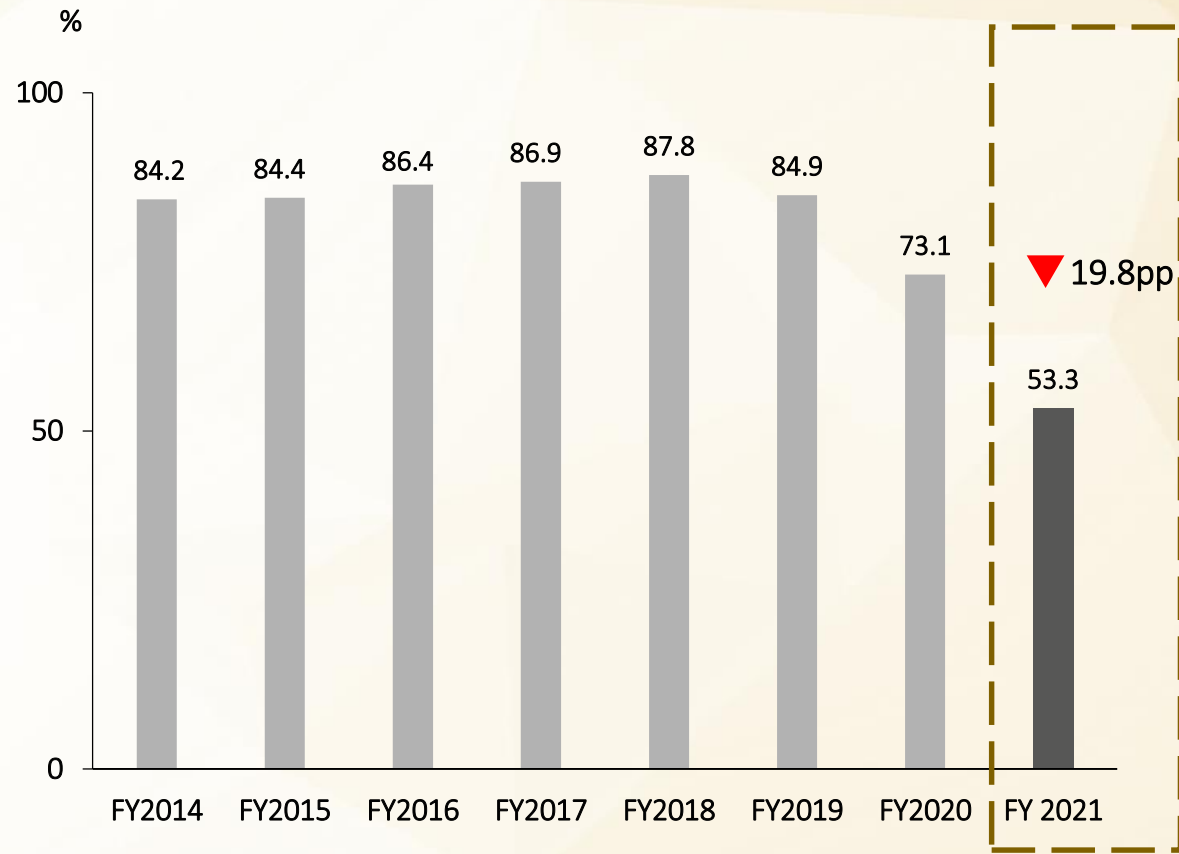


*Note:*  
*\* For 4Q FY2021.*

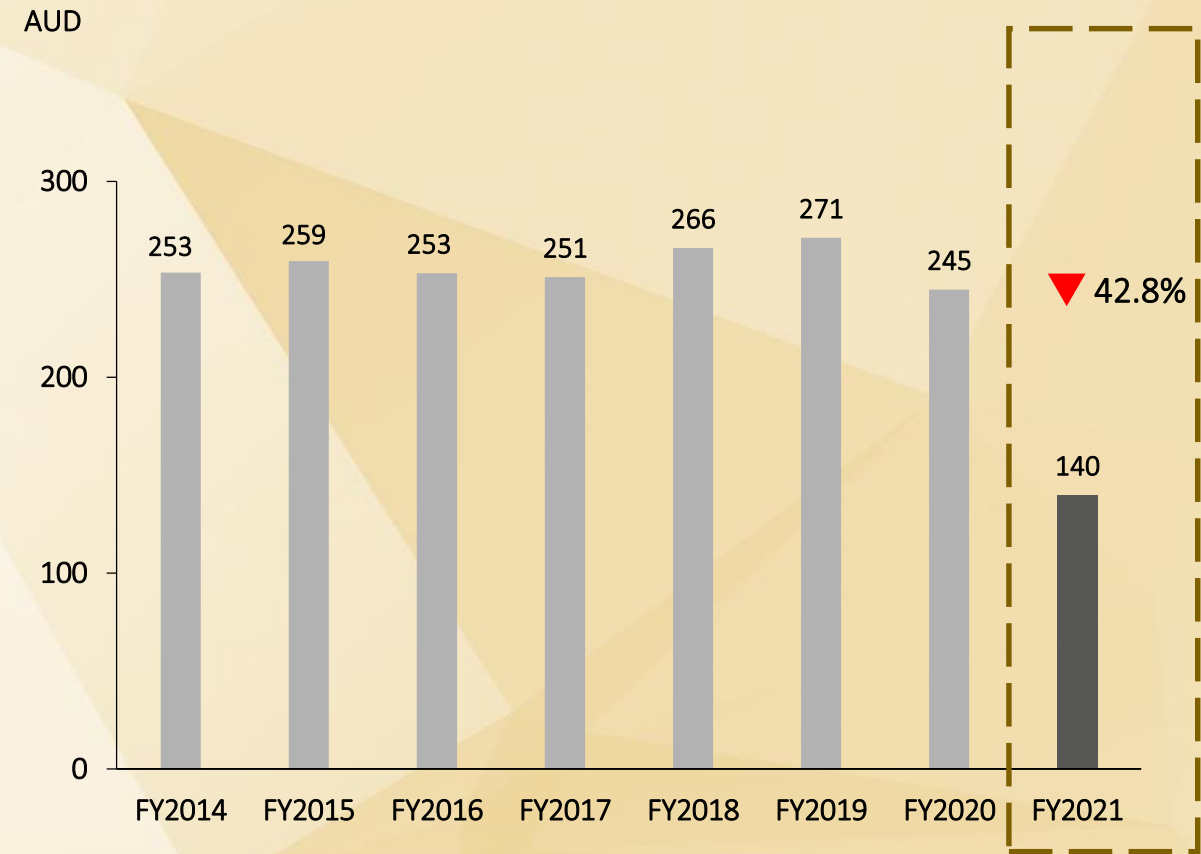
## REVENUE per available room (RevPAR)



## Average occupancy



## Average daily rate (ADR)





# 5

## Appendices



Address	No. 183, Jalan Bukit Bintang, 55100 Kuala Lumpur
Description	A 5-star hotel with 578 rooms located on part of an 8-level podium block and entire 24-level tower block of Starhill Gallery together with car park bays located partially at basement 1 and 4 and the entire basement 2, 3 and 5 of JW Marriott Hotel Kuala Lumpur
Tenure	Freehold
Master lease expiry	31 December 2023
Master lease remaining <sup>(1)</sup>	2 years
Annual rental <sup>(2)</sup>	Hotel: RM14.85 million Car park: RM2.04 million
No. of rooms	578
Acquisition date	16 December 2005
Valuation <sup>(3)</sup>	RM523.5 million



**Notes:**

1. Lease remaining calculated as at 30 June 2021. There is an option for the lessee to renew the lease upon expiry.
2. Derived by annualising the applicable monthly rental as at 30 June 2021. Supplementary agreement executed to vary existing lease to reflect the terms of the rental variation on the hotel property.
3. As at 31 May 2021.

Address	No. 5, Jalan Sultan Hishamuddin, 50000 Kuala Lumpur
Description	A 5-star hotel comprising Majestic Wing (original historic hotel building) with 47 luxurious suites, Tower Wing with 253 guestrooms and suites, Majestic Ballroom with seating capacity of 1,200 for banquet or 1,500 theatre-style, Contango restaurant with seating capacity of 250, Colonial Cafe with seating capacity of 120, Orchid Conservatory with seating capacity of 15 and 3 levels of basement car park
Tenure	90-year registered lease expiring on 11 May 2091
Master lease expiry	2 November 2032
Master lease remaining <sup>(1)</sup>	11 years
Annual rental <sup>(2)</sup>	RM13.30 million
No. of rooms	300
Acquisition date	3 November 2017
Valuation <sup>(3)</sup>	RM396.5 million



**Notes:**

1. Lease remaining calculated as at 30 June 2021. There is an option for the lessee to renew the lease upon expiry.
2. Derived by annualising the applicable monthly rental as at 30 June 2021. Supplementary agreement executed to vary existing lease to reflect the terms of the rental variation.
3. As at 31 May 2021.

Address	No. 168, Jalan Imbi, 55100 Kuala Lumpur
Description	Parcel 1: 60 units of hotel suites, 4 levels of commercial podium, 1 level of facilities deck and 2 levels of basement car park  Parcel 2: 50 units of hotel suites, 4 units of penthouses and 1 level of basement car park
Tenure	Freehold
Master lease expiry	30 June 2031
Master lease remaining <sup>(1)</sup>	10 years
Annual rental <sup>(2)</sup>	RM8.19 million
No. of rooms	114
Acquisition date	16 May 2007 & 15 November 2011
Valuation <sup>(3)</sup>	Parcel 1: RM213.4 million Parcel 2: RM103.1 million



**Notes:**

1. Lease remaining calculated as at 30 June 2021. There is an option for the lessee to renew the lease upon expiry.
2. Derived by annualising the applicable monthly rental as at 30 June 2021. Supplementary agreement executed to vary existing lease to reflect the terms of the rental variation.
3. As at 31 May 2021.



Address	No. 168, Jalan Imbi, 55100 Kuala Lumpur
Description	22-storey 5-star hotel building comprising 251 rooms with 4-storey basement car park
Tenure	Freehold
Master lease expiry	14 November 2026
Master lease remaining <sup>(1)</sup>	5 years
Annual rental <sup>(2)</sup>	RM10.81 million
No. of rooms	251
Acquisition date	15 November 2011
Valuation <sup>(3)</sup>	RM360.0 million



**Notes:**

1. Lease remaining calculated as at 30 June 2021. There is an option for the lessee to renew the lease upon expiry.
2. Derived by annualising the applicable monthly rental as at 30 June 2021. Supplementary agreement executed to vary existing lease to reflect the terms of the rental variation.
3. As at 31 May 2021.



Address	No. 9, Jalan Lumut, Off Jalan Ipoh, 50400 Kuala Lumpur
Description	17-storey hotel building with 364 rooms and 2-storey basement car park
Tenure	Freehold
Master lease expiry	14 November 2026
Master lease remaining <sup>(1)</sup>	5 years
Annual rental <sup>(2)</sup>	RM4.31 million
No. of rooms	364
Acquisition date	15 November 2011
Valuation <sup>(3)</sup>	RM142.0 million



**Notes:**

1. Lease remaining calculated as at 30 June 2021. There is an option for the lessee to renew the lease upon expiry.
2. Derived by annualising the applicable monthly rental as at 30 June 2021. Supplementary agreement executed to vary existing lease to reflect the terms of the rental variation.
3. As at 31 May 2021.

Address	No. 213, Jalan Bukit Gambir, Bukit Jambul, 11950 Pulau Pinang
Description	17-storey Hotel Wing with 238 hotel rooms and 26-storey Suite Wing with 189 hotel suites with an annexed 3-storey podium
Tenure	99-year leasehold expiring on 27 October 2094
Master lease expiry	14 November 2026
Master lease remaining <sup>(1)</sup>	5 years
Annual rental <sup>(2)</sup>	RM4.31 million
No. of rooms	427
Acquisition date	15 November 2011
Valuation <sup>(3)</sup>	RM122.9 million



- Notes:**
1. Lease remaining calculated as at 30 June 2021. There is an option for the lessee to renew the lease upon expiry.
  2. Derived by annualising the applicable monthly rental as at 30 June 2021. Supplementary agreement executed to vary existing lease to reflect the terms of the rental variation.
  3. As at 31 May 2021.

Address	Jalan Teluk Sisek, 25000 Kuantan, Pahang
Description	8-storey hotel building with 215 rooms
Tenure	99-year leasehold expiring on 11 July 2092
Master lease expiry	14 November 2026
Master lease remaining <sup>(1)</sup>	5 years
Annual rental <sup>(2)</sup>	RM3.15 million
No. of rooms	215
Acquisition date	15 November 2011
Valuation <sup>(3)</sup>	RM92.4 million



**Notes:**

1. Lease remaining calculated as at 30 June 2021. There is an option for the lessee to renew the lease upon expiry.
2. Derived by annualising the applicable monthly rental as at 30 June 2021. Supplementary agreement executed to vary existing lease to reflect the terms of the rental variation.
3. As at 31 May 2021.



Address	Pangkor Laut Island, 32200 Lumut, Perak Darul Ridzuan
Description	36 units of Garden Villas, 52 units of Hill Villas, 8 units of Beach Villas and 1 unit of Pavarotti Suite
Tenure	99-year registered lease expiring on 21 May 2095
Master lease expiry	14 November 2026
Master lease remaining <sup>(1)</sup>	5 years
Annual rental <sup>(2)</sup>	RM4.41 million
No. of rooms	97
Acquisition date	15 November 2011
Valuation <sup>(3)</sup>	RM122.0 million



**Notes:**

1. Lease remaining calculated as at 30 June 2021. There is an option for the lessee to renew the lease upon expiry.
2. Derived by annualising the applicable monthly rental as at 30 June 2021. Supplementary agreement executed to vary existing lease to reflect the terms of the rental variation.
3. As at 31 May 2021.



Address	Batu 8, Off Jalan Dungun, 23000 Dungun, Terengganu Darul Iman
Description	Small luxury boutique resort with 100 rooms
Tenure	60-year leasehold expiring on 4 December 2067
Master lease expiry	14 November 2026
Master lease remaining <sup>(1)</sup>	5 years
Annual rental <sup>(2)</sup>	RM3.68 million
No. of rooms	100
Acquisition date	15 November 2011
Valuation <sup>(3)</sup>	RM104.7 million



**Notes:**

1. Lease remaining calculated as at 30 June 2021. There is an option for the lessee to renew the lease upon expiry.
2. Derived by annualising the applicable monthly rental as at 30 June 2021. Supplementary agreement executed to vary existing lease to reflect the terms of the rental variation.
3. As at 31 May 2021.

Address	By the Golf Course, 39000 Tanah Rata, Cameron Highlands, Pahang Darul Makmur
Description	3-storey luxury resort with a 2-storey spa village block with 56 rooms and suites and a single storey building
Tenure	99-year leasehold expiring on 9 December 2108
Master lease expiry	14 November 2026
Master lease remaining <sup>(1)</sup>	5 years
Annual rental <sup>(2)</sup>	RM2.10 million
No. of rooms	56
Acquisition date	15 November 2011
Valuation <sup>(3)</sup>	RM61.0 million



**Notes:**

1. Lease remaining calculated as at 30 June 2021. There is an option for the lessee to renew the lease upon expiry.
2. Derived by annualising the applicable monthly rental as at 30 June 2021. Supplementary agreement executed to vary existing lease to reflect the terms of the rental variation.
3. As at 31 May 2021.

Address	Aza-Soga, Niseko-cho, Abuta-gun, Hokkaido
Description	16-storey hotel building with 1-storey of basement comprising 506 rooms
Tenure	Freehold
Master lease expiry	21 December 2026
Master lease remaining <sup>(1)</sup>	5 years
Annual rental <sup>(2)</sup>	RM8.16 million
No. of rooms	506
Acquisition date	22 December 2011
Valuation <sup>(3, 4)</sup>	JPY8,060 million (RM303.06 million)



**Notes:**

1. Lease remaining calculated as at 30 June 2021. There is an option for the lessee to renew the lease upon expiry.
2. Derived by annualising the applicable monthly rental as at 30 June 2021. Supplementary agreement executed to vary existing lease to reflect the terms of the rental variation.
3. As at 31 May 2021.
4. RM equivalent based on the exchange rate of JPY100:RM3.7600 as at 30 June 2021.



Address	Aza-Higashiyama, Niseko-cho, Abuta-gun, Hokkaido
Description	5-storey hotel building with 1-storey of basement comprising 200 rooms
Tenure	Freehold
Master lease expiry	25 September 2048
Master lease remaining <sup>(1)</sup>	27 years
Annual rental <sup>(2,4)</sup>	JPY315 million (RM11.84 million)
No. of rooms	200
Acquisition date	26 September 2018
Valuation <sup>(3, 4)</sup>	JPY6,070 million (RM228.23 million)



**Notes:**

1. Lease remaining calculated as at 30 June 2021. There is an option for the lessee to renew the lease upon expiry.
2. Derived by annualising the applicable monthly rental as at 30 June 2021.
3. As at 31 May 2021.
4. RM equivalent based on the exchange rate of JPY100:RM3.7600 as at 30 June 2021.



Address	30 Pitt Street, Sydney, New South Wales
Description	33-storey hotel building with central atrium comprising 595 rooms including 3 levels of basement with car parking bays
Tenure	Freehold
No. of rooms	595
Acquisition date	29 November 2012
Valuation <sup>(1, 2)</sup>	AUD460.0 million (RM1,437.59 million)



**Notes:**

1. As at 31 May 2021.
2. RM equivalent based on the exchange rate of A\$1.00:RM3.1252 as at 30 June 2021.

Address	515 Queen Street, Brisbane, Queensland
Description	28-storey hotel building comprising 267 rooms with 3 levels of basement with car parking bays
Tenure	Freehold
No. of rooms	267
Acquisition date	29 November 2012
Valuation <sup>(1, 2)</sup>	AUD85.0 million (RM265.64 million)



**Notes:**

1. As at 31 May 2021.
2. RM equivalent based on the exchange rate of A\$1.00:RM3.1252 as at 30 June 2021.

Address	Corner Exhibition and Lonsdale Streets, Melbourne, Victoria
Description	16-storey hotel building comprising 186 rooms with 5 split levels of car park
Tenure	Freehold
No. of rooms	186
Acquisition date	29 November 2012
Valuation <sup>(1, 2)</sup>	AUD73.5 million (RM229.70 million)



**Notes:**

1. As at 31 May 2021.
2. RM equivalent based on the exchange rate of A\$1.00:RM3.1252 as at 30 June 2021.



This presentation shall be read in conjunction with YTL Hospitality REIT's interim financial report for the quarter ended 30 June 2021, a copy of which is available on [www.bursamalaysia.com](http://www.bursamalaysia.com) and [www.ytlhospitalityreit.com](http://www.ytlhospitalityreit.com).

This presentation is for information purposes only and does not constitute an offer, invitation, solicitation or advertisement with respect to the purchase or sale or subscription of any units or securities of YTL Hospitality REIT and no part of it shall form the basis of, or be relied on in connection with, any contract, commitment, credit evaluation or investment decision whatsoever or any recommendation to subscribe, sell or purchase any units or securities of YTL Hospitality REIT. Each interested party should make its own independent assessment and obtain its own independent legal or other advice thereon.

This presentation may not be used for any purpose, may not be distributed to or disclosed to or filed with any other person including any government or regulatory authority, and may not be reproduced in any form, in whole or in part.

This presentation is not intended for distribution, publication or use in the United States or any other countries or jurisdiction prohibited or restricted by its applicable laws. Neither this document nor any part or copy of it may be taken or transmitted into the United States or distributed, directly or indirectly, in the United States.

This presentation may contain forward looking statements which are subject to changes due to a number of risks, uncertainties and assumptions. Representative examples of these factors include (without limitation) general industry and economic conditions, interest rate trends, cost of capital and capital availability including availability of financing in the amounts and on the terms necessary to support future business, availability of real estate properties, competition from other companies/entities, changes in operating expenses including employee wages, benefits and training and property expenses and regulatory and public policy changes. These forward looking statements are based on estimates and assumptions of the management's current view of future events and these forward looking statements speak only as at the date of which they are made. None of YTL Hospitality REIT, its trustee, its manager, any of its or their respective agents, employees or advisors intends or has any duty or obligation to supplement, amend, update or revise any forward looking statement contained herein to reflect any changes in circumstances, conditions, events or expectations upon which any such forward looking statement is based. Past performance is not necessarily indicative of its future performance. Nothing in this presentation is, or should be relied on, as a promise or representation as to the future.

Neither YTL Hospitality REIT, its trustee, its manager, any of its or their respective agents, employees or advisors accept any liability or responsibility for the accuracy or reliability or completeness of, nor makes nor will make any representation or warranty, express or implied, with respect to, the information contained in this presentation or on which this presentation is based.

Any discrepancy between the individual amounts and the total thereof in this document is due to rounding.



**PINTAR PROJEK SDN BHD**

199401028328 (314009-W)

**Manager of YTL Hospitality REIT**

33rd Floor

Menara YTL

205 Jalan Bukit Bintang

55100 Kuala Lumpur

Malaysia

Tel: 603 2038 0888

Fax: 603 2038 0388

Email: [ir@ytlhospitalityreit.com](mailto:ir@ytlhospitalityreit.com)

[www.ytlhospitalityreit.com](http://www.ytlhospitalityreit.com)